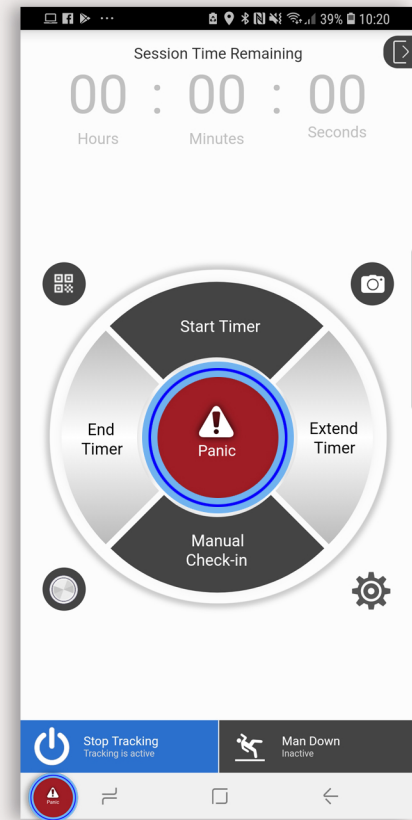


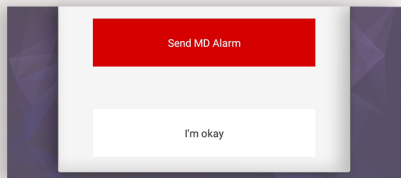


Turn tracking ON/OFF here.



Man Down alert gets triggered after 10 seconds in case of a mobile phone detecting position change from vertical to horizontal. Man Down has to be in active state (Blue) in order to get triggered. Once the Man Down alert has been triggered, you will have an option to send the Man Down alert to the GPSlive platform or to cancel Man Down alert by tapping on "I'm okay" button. If no button is pressed, Man Down alert will be sent automatically to GPSlive in 30 seconds.

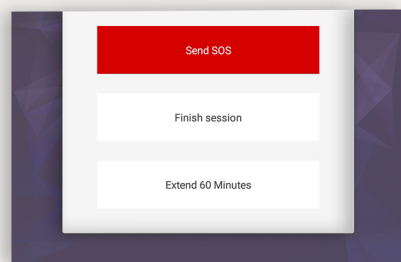


Tracking can be turned ON/OFF by the user of the app or through the GPSlive platform. This button can be locked from the GPSlive platform so that it cannot be disabled by the user.

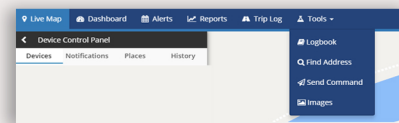
Manual Check-in

When Manual Check in button is pressed, RSpportect will send a notification to the GPSlive platform. Alert can be set up in order to receive a push notification or a web notification on a PC/Laptop.

Start Timer: Can be set from the GPSlive platform or from the app itself. If timer is set on the app, it can be overridden by the timer on the GPSlive platform. Once the time has expired, you can choose whether to end or extend the timer or send the panic alert instead. Timers can be locked or unlocked from the GPSlive platform.



Picture mode: Take a picture using the picture mode and it will instantly upload it to the GPSlive platform. Pictures will be stored for 12 months. To view pictures taken, go to tools menu and click on images.



Panic button will send alert to GPSlive platform if held for 2 seconds. In order to receive a push notification or web alert on your PC/Laptop, you will have to set up a notification on GPSlive in "alerts" section

QR Code Scanner: Any QR Code scanned will be instantly uploaded to the GPSlive software. You can set up alerts to notify you when QR code has been scanned.